



anton linström

Interaction Design Sketches | Airline booking website (Desktop)

Objectives

- Build on the flow diagram you created in the previous project and sketch the screens and screen states for users flowing through your desktop app.
- Address all the issues and user goals identified in your research and analysis.
- Learn how to use sketching as a tool for problem solving.
- Learn how sketching is a vital step before prototyping or digital wireframing.
- Develop great material for your portfolio.

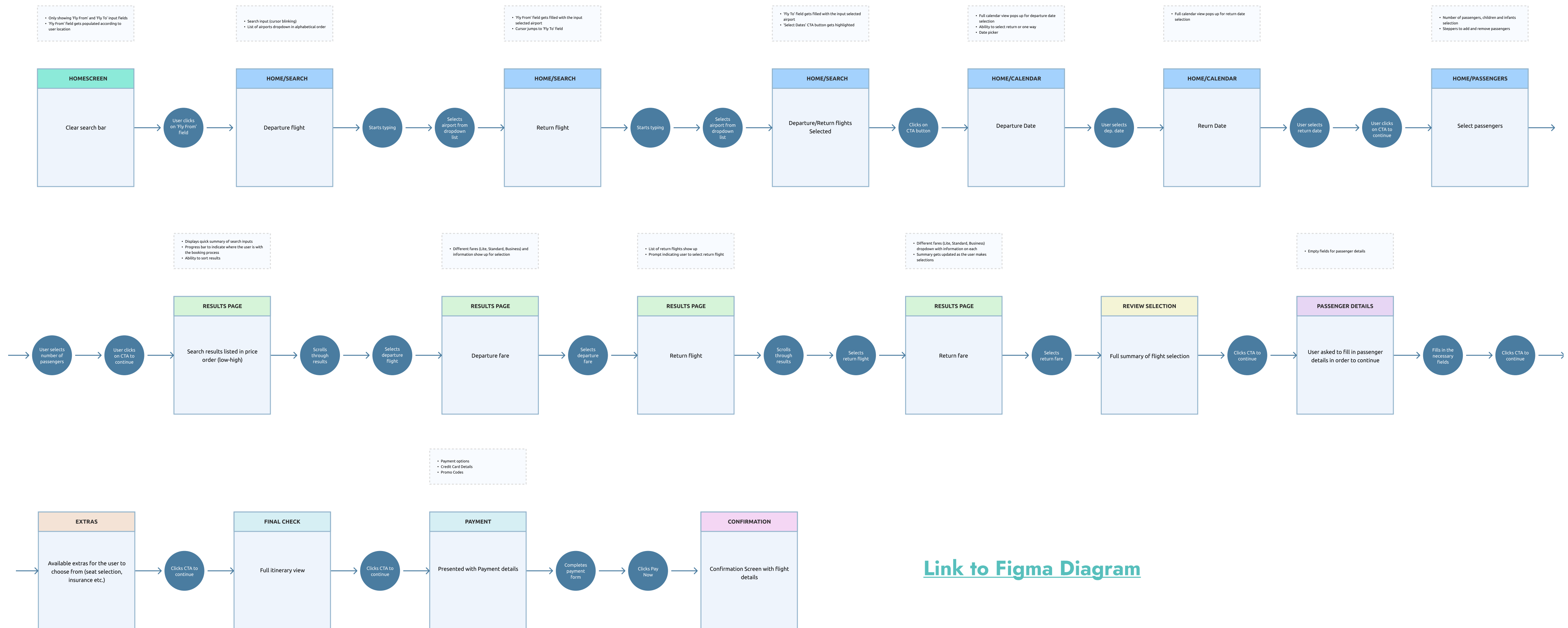
Task

- Create a list of screens to design based on your flow diagram.
- Make sure to include screen state when the state differs significantly on users' actions.
- Sketch each screen until you have completed the flow. Make note of any issues or inconsistencies that become apparent: you can tackle these in the next iteration.
- Assume that you won't get it right the first time. Keep iterating until you're happy that the flow works.
- Finalise the sketches and photograph them.

Interaction Design Sketches

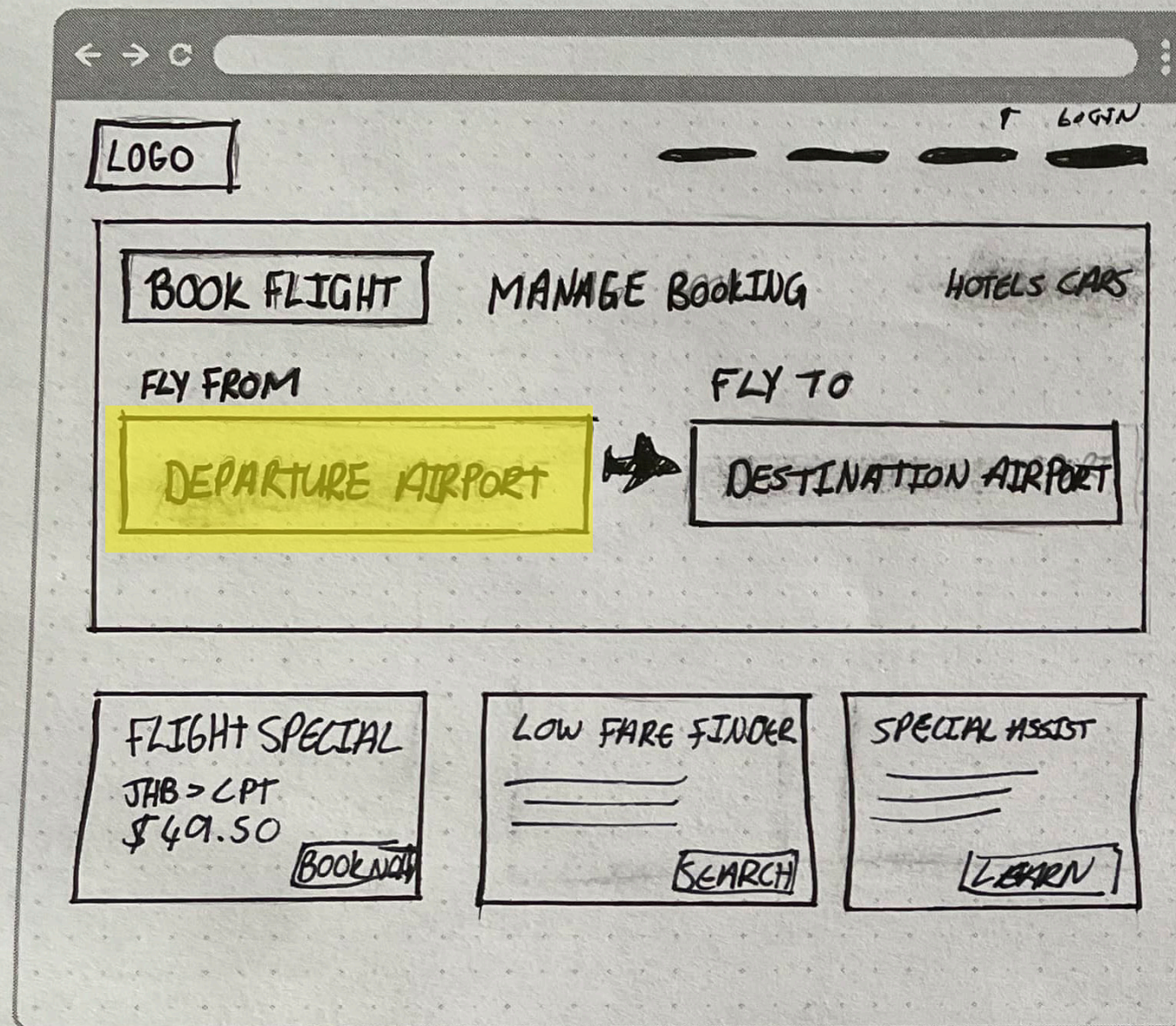
Airline Booking Website (Desktop)

Flow diagram recap



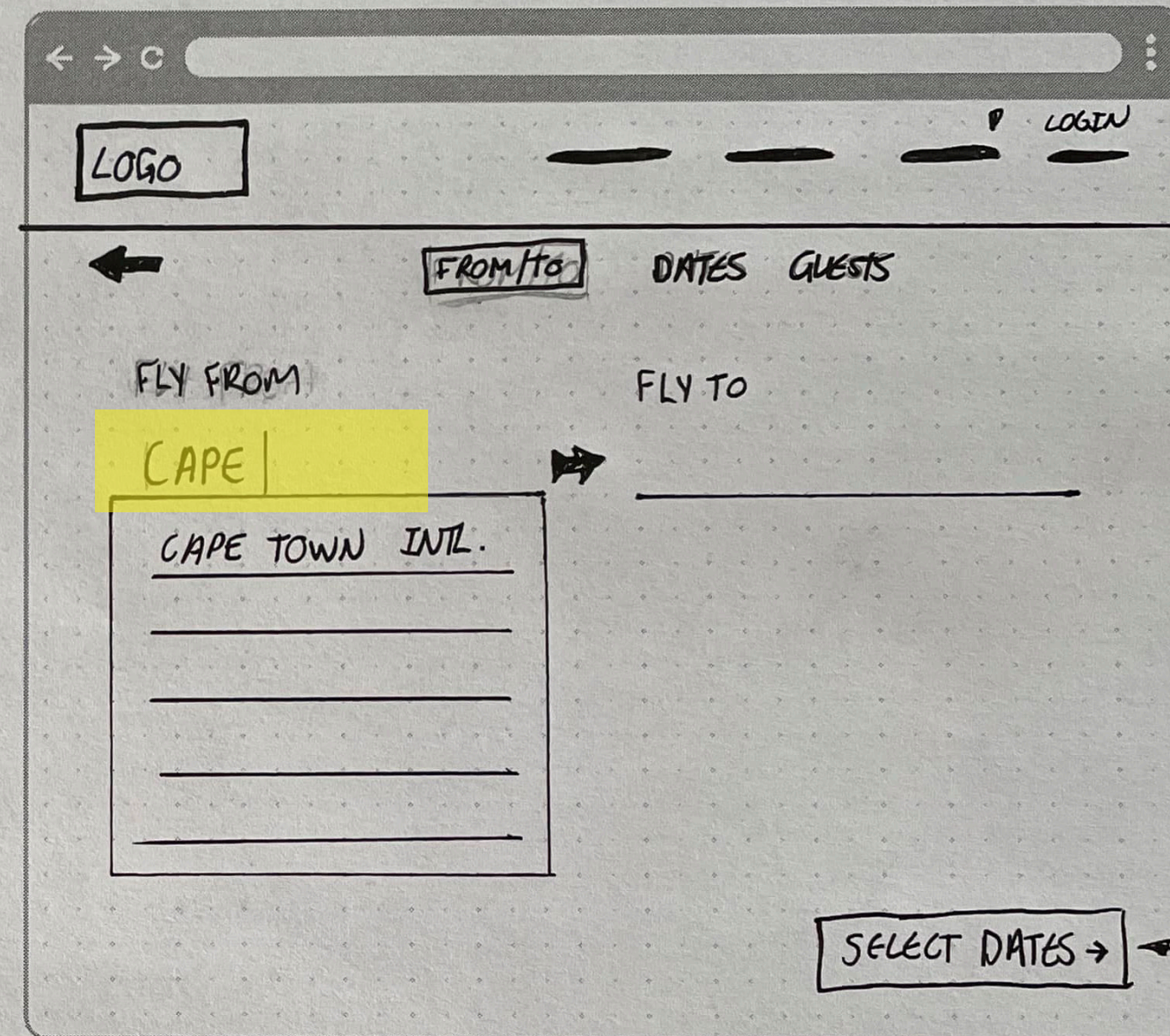
[Link to Figma Diagram](#)

Screen Title: HOME/LANDING



Notes USER TO BE PRESENTED WITH A CLEAR AND CLEAN HOMEPAGE WITH A FOCUS ON THE TASK AT HAND TO SEARCH FOR FLIGHTS. NO DISTRACTIONS. UNCLUTTERED.

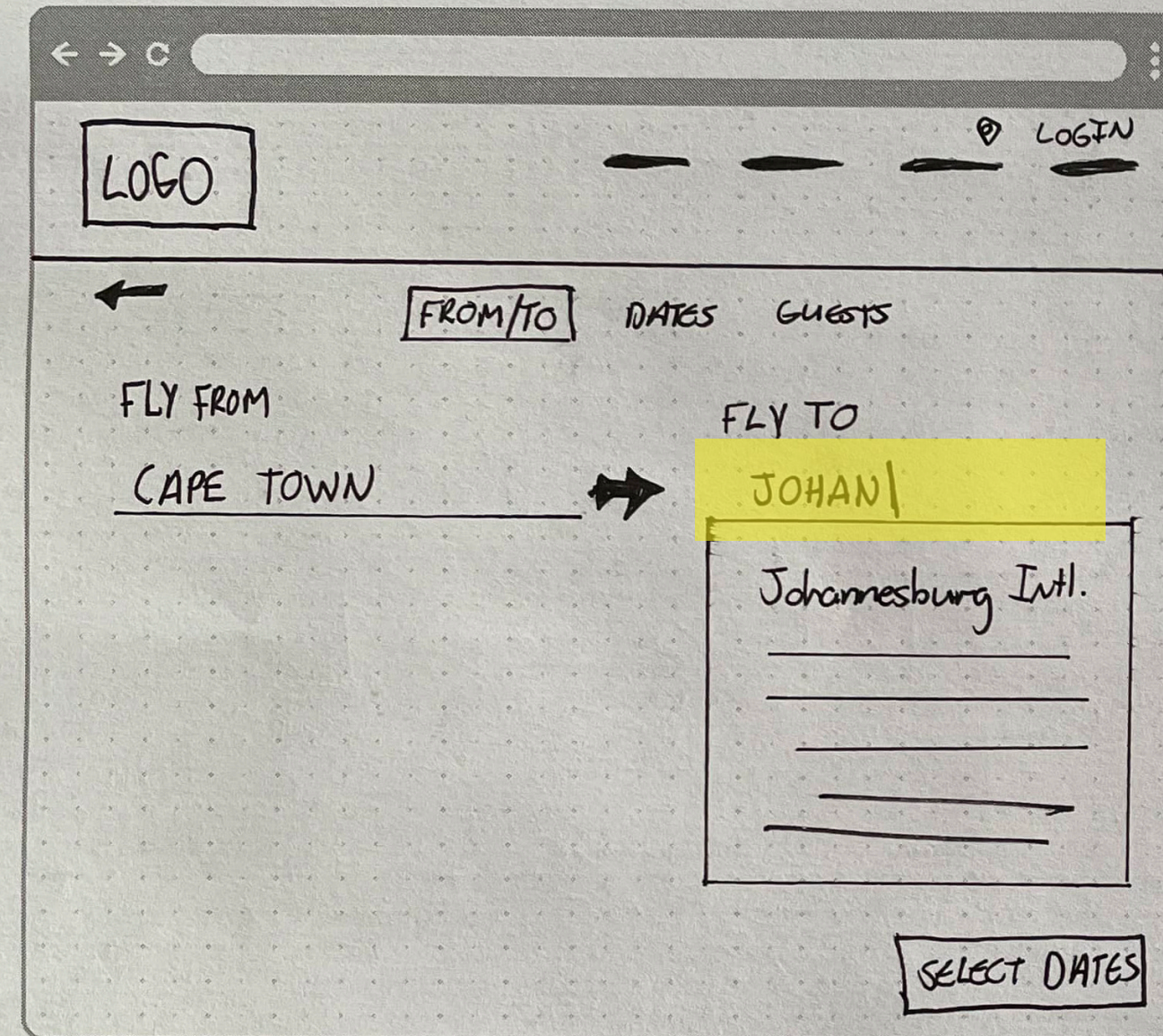
Screen Title: HOME/SEARCH - Departure Flight



Notes WHEN THE USER CLICKS ON THE DEPARTURE FIELD THE SEARCH GOES FULL SCREEN. THE CURSOR BLINKS INSIDE THE FIELD TO INDICATE TYPING. AS THE USER TYPES THE DESIRED AIRPORT THE LIST GETS POPULATED FOR THE USER TO SELECT FROM. USER SELECTS AIRPORT FROM THE LIST AND THE CURSOR MOVES OVER TO THE "FLY TO" FIELD.

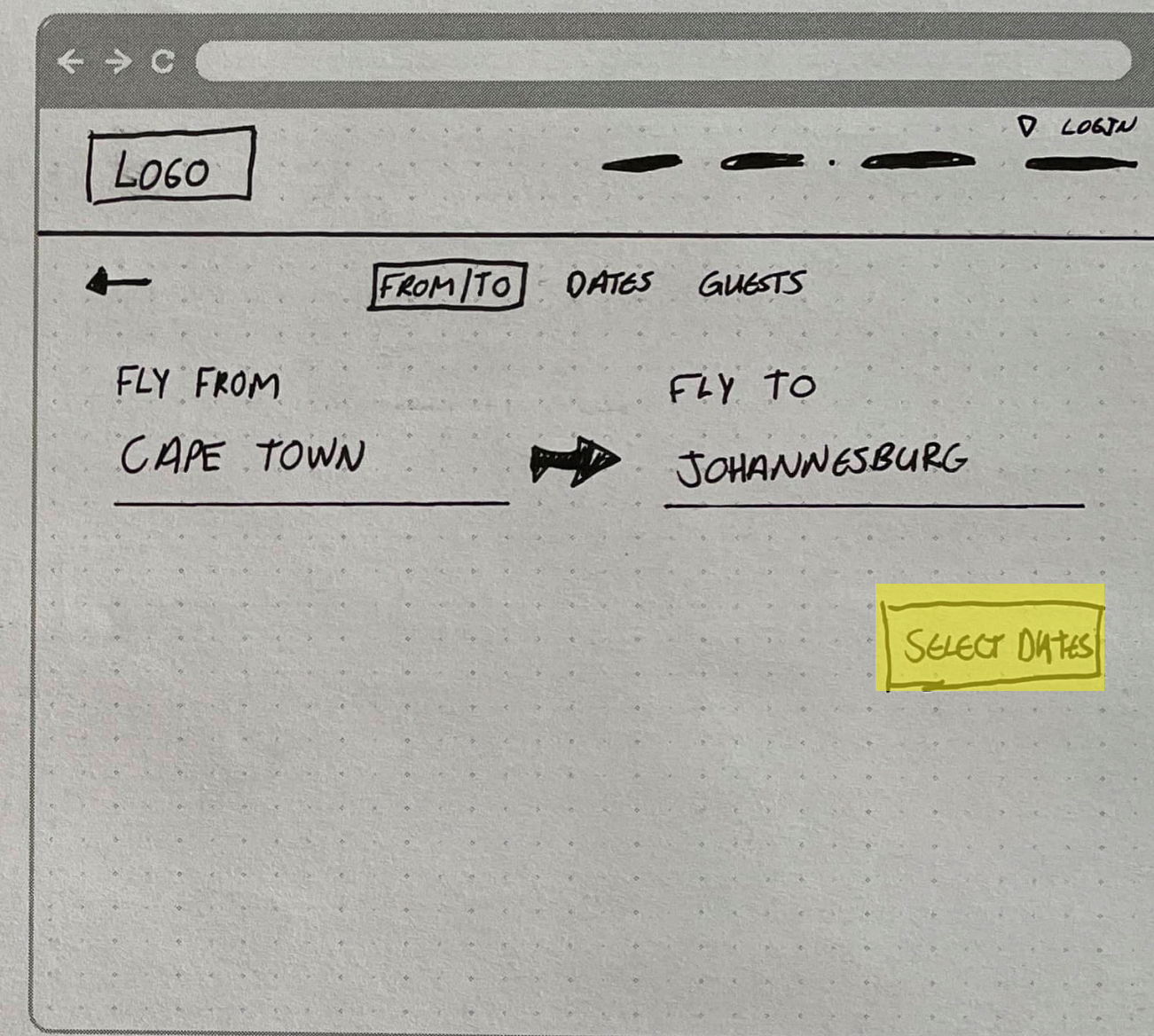
GTA SHOULD NOT BE CLICKABLE UNTIL FIELDS ARE SELECTED

Screen Title: HOME/SEARCH - Return Flight



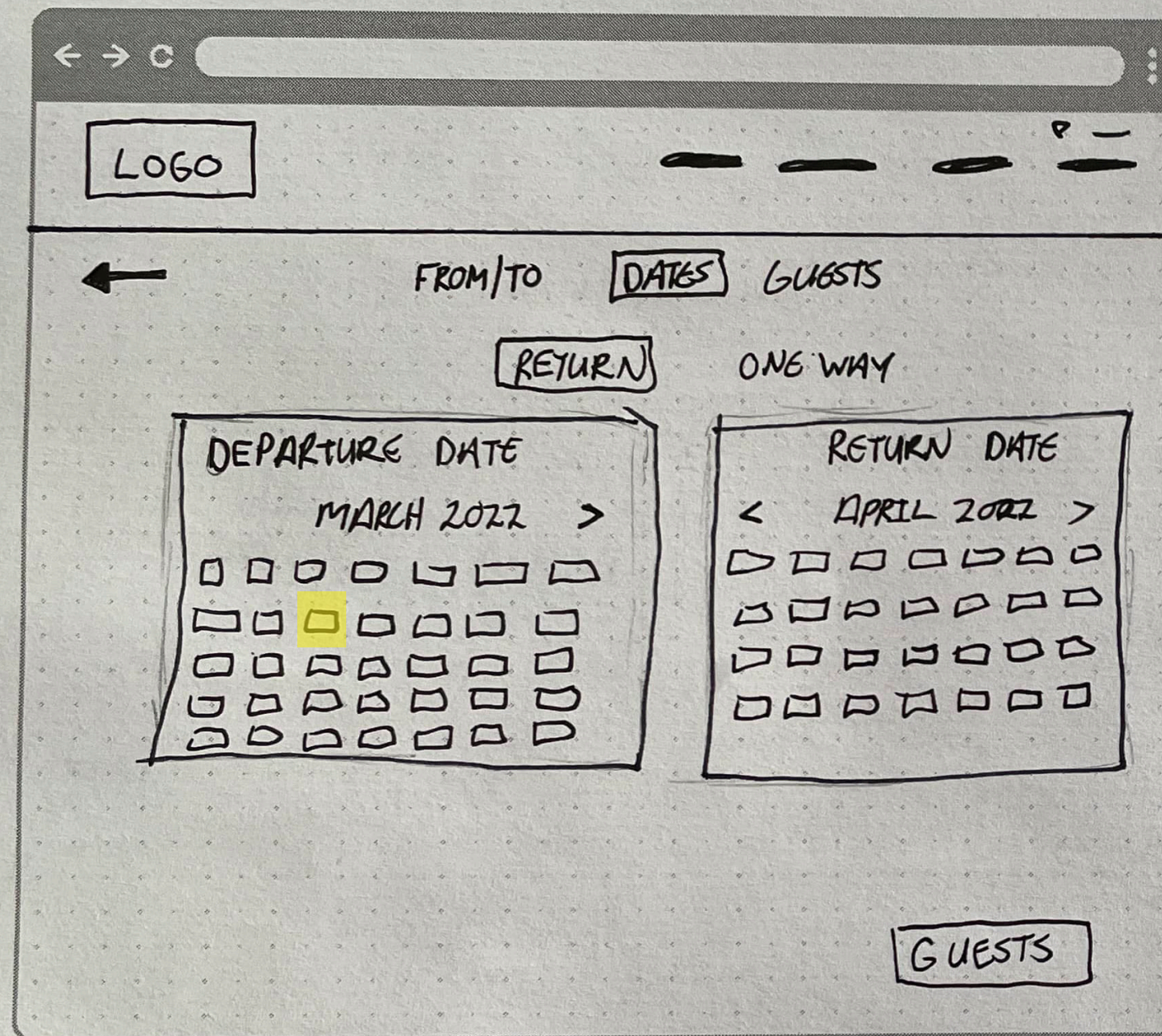
Notes USER STARTS TYPING DESTINATION AIRPORT AND SELECTS THE AIRPORT FROM THE POPULATED LIST.
- ONCE DEPARTURE AND DESTINATION AIRPORTS ARE SELECTED THE DATES CTA GETS HIGHLIGHTED TO INDICATE THE NEXT STEP

Screen Title: HOME/SEARCH



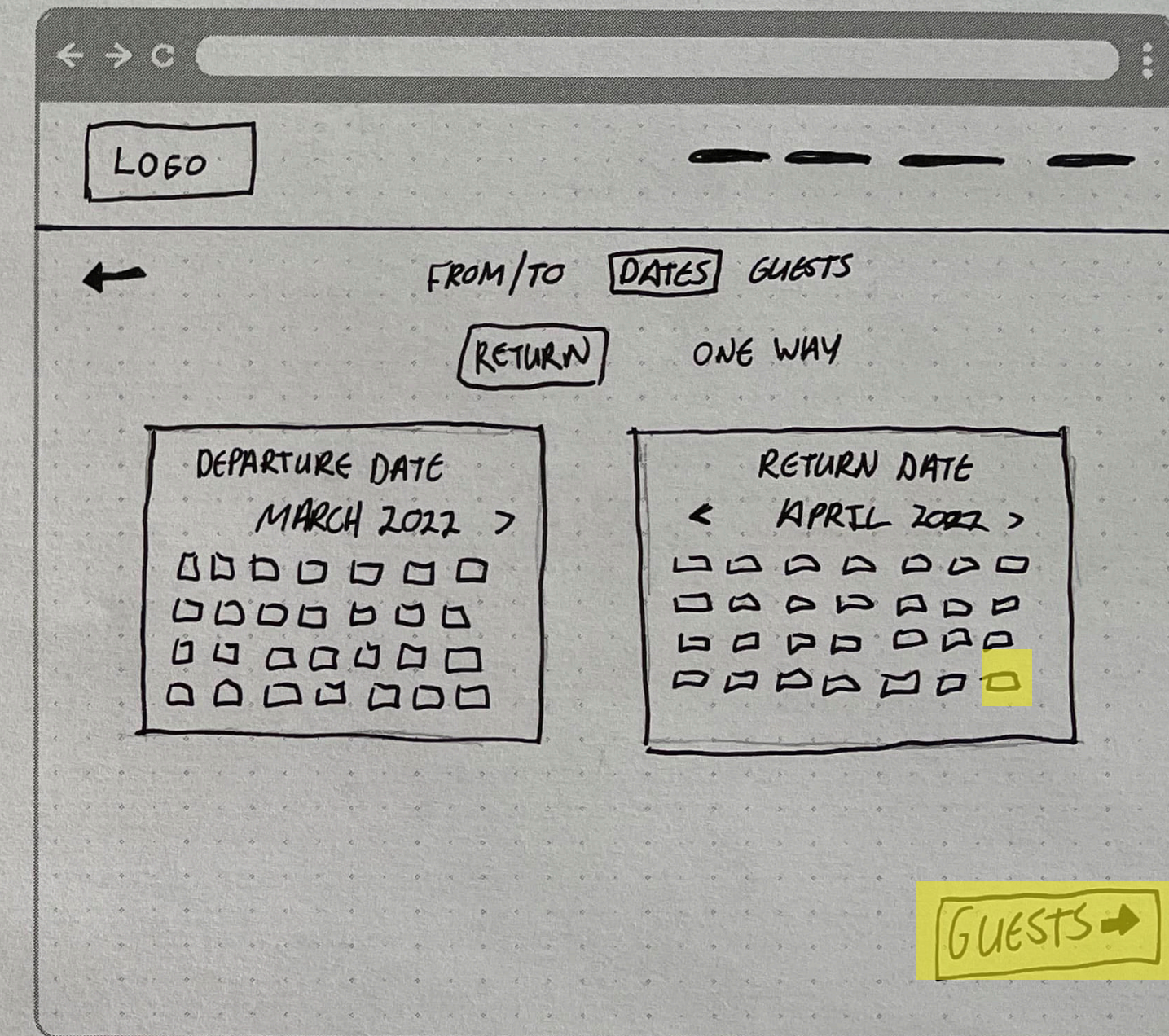
Notes USER CLICKS ON THE ACTIVE CTA TO GO TO THE NEXT STEP.

Screen Title: HOME/SEARCH - CALENDAR



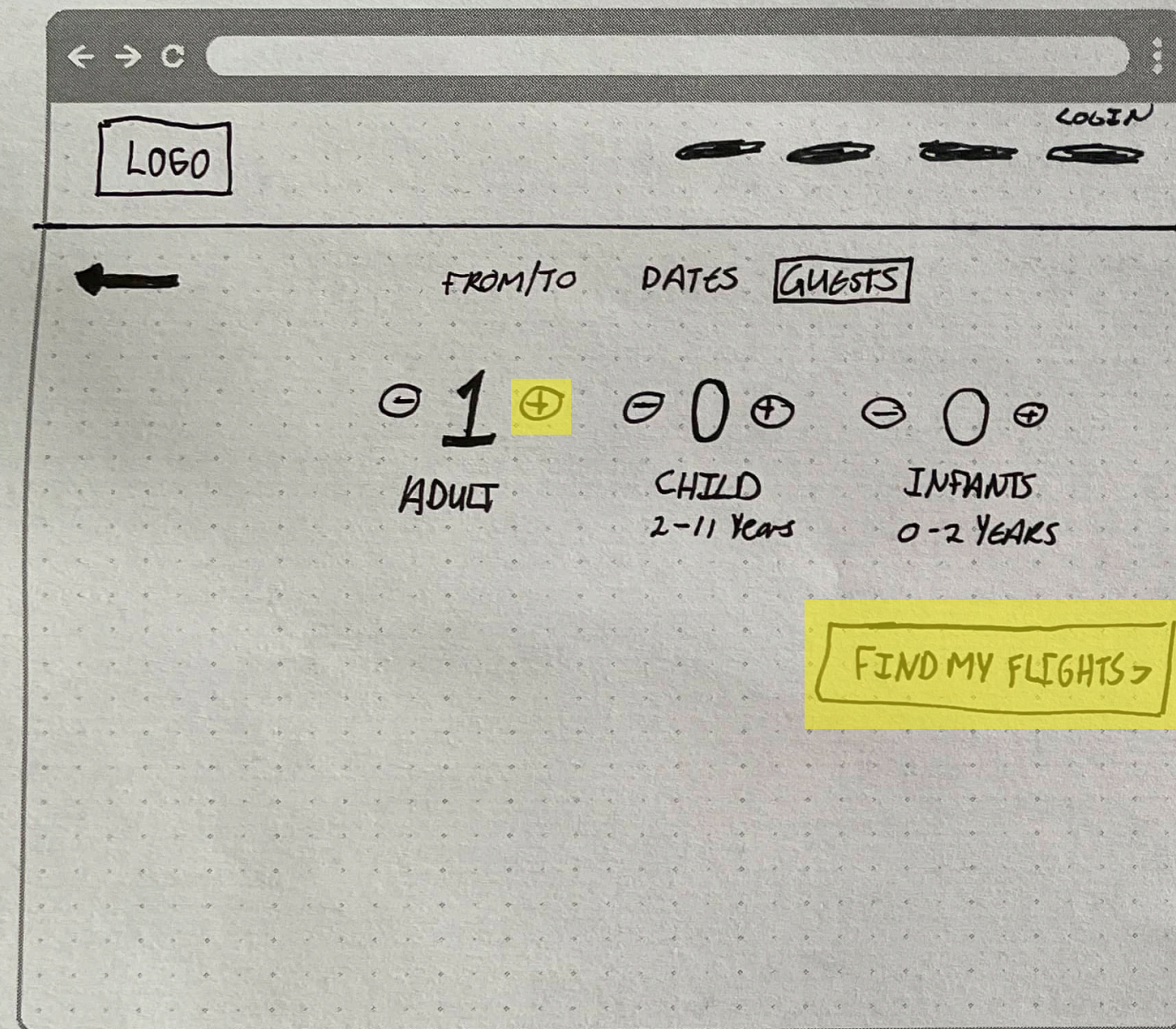
- Notes - FULL CALENDAR GETS DISPLAYED FOR DEPARTURE AND RETURN DATES
- USER CAN SELECT RETURN OR ONE WAY
 - USER SELECTS DEPARTURE DATE

Screen Title: HOME/SEARCH - CALENDAR



- Notes - USER SELECTS RETURN DATES
- ONCE BOTH DATES ARE SELECTED THE GUESTS CTA GETS ACTIVE.
 - USER CLICKS ON CTA TO ADD GUESTS

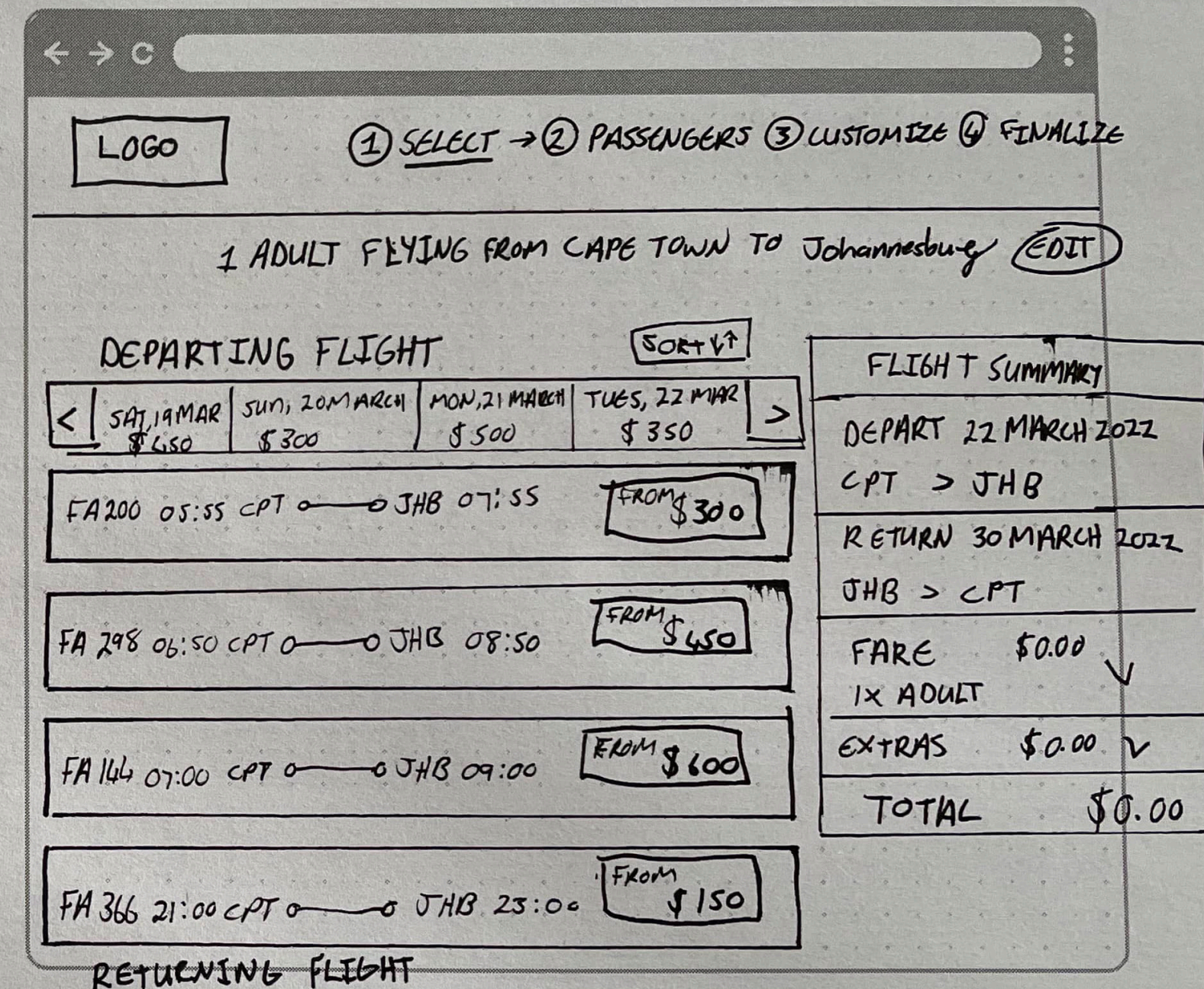
Screen Title: HOME/SEARCH - Guests



Notes USER HAS THE ABILITY TO ADD AND REMOVE GUESTS WITH THE STEPPERS.

- ONCE SELECTED THE USER CAN SEARCH FOR FLIGHTS ACCORDING TO THE SEARCH INPUTS.

Screen Title: RESULTS PAGE

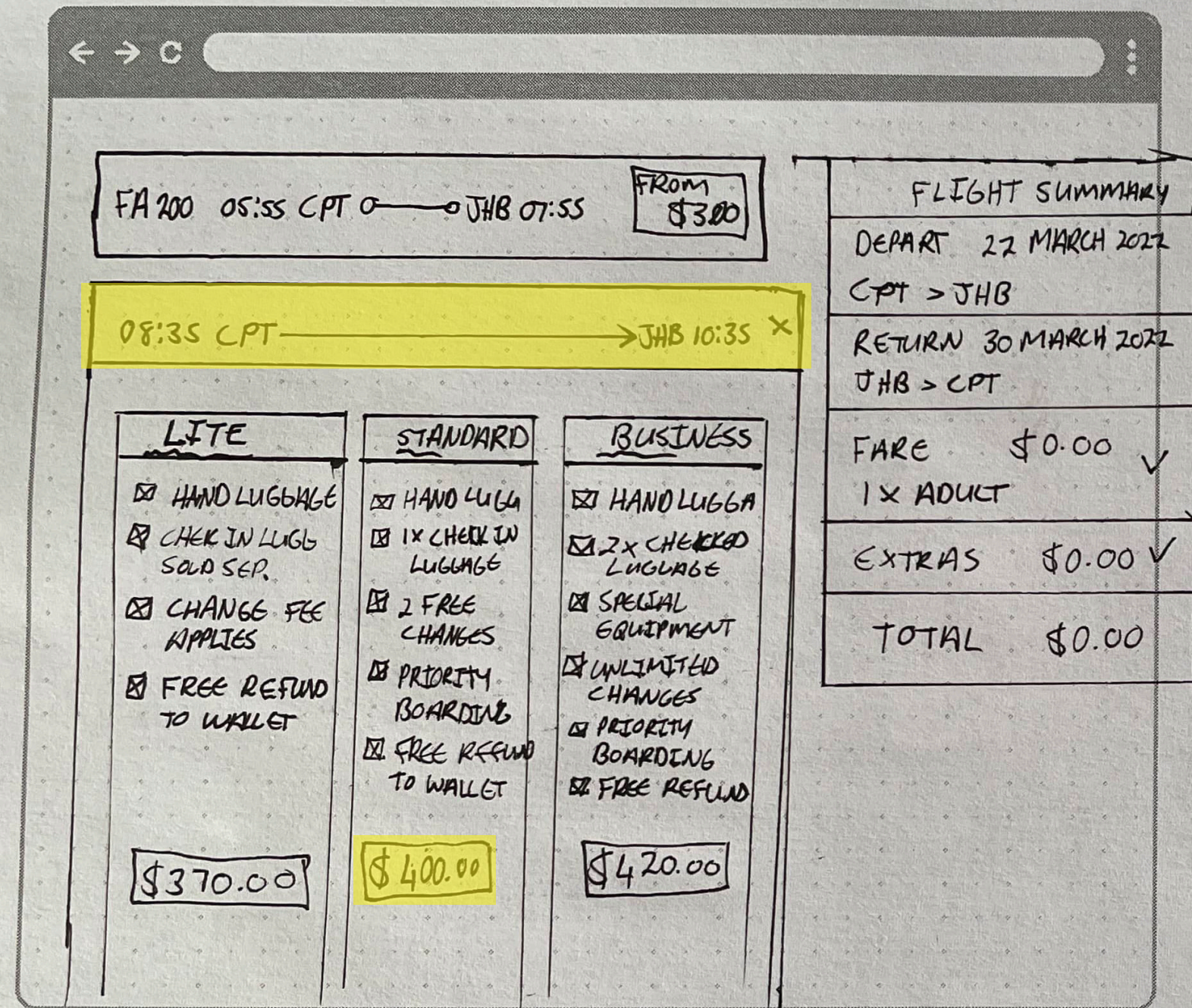


Notes - QUICK SUMMARY OF SEARCH INPUTS AT THE TOP WITH THE OPTION TO EDIT THE SEARCH:

- USER HAS THE ABILITY TO SORT THE RESULTS ACCORDING TO PRICE, DATES, TIME,

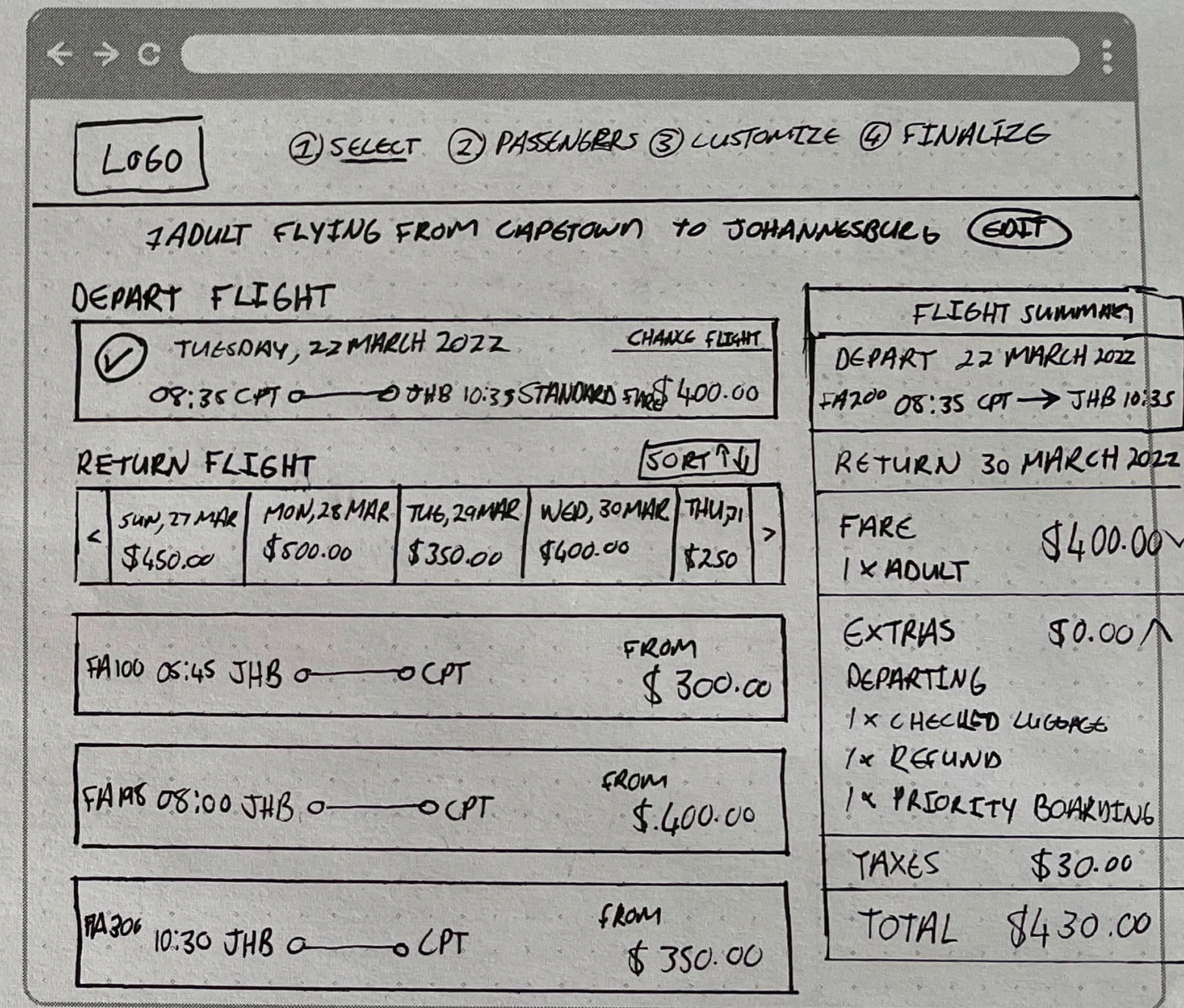
- FLIGHT SUMMARY ON THE WITH BREAKDOWN OF WHAT IS SELECTED THIS GETS UPDATED AS SELECTIONS ARE MADE.

Screen Title: RESULTS / DEPARTURE FARE



Notes - USER CLICKS ON A FARE AND GETS PRESENTED WITH THE DIFFERENT FARES. EACH FARE HAS A SIMPLE YET INFORMATIVE SUMMARY OF WHAT'S INCLUDED WITH THE USE OF ICONS.

Screen Title: RESULTS / RETURN



Notes - USER SELECTS DEPARTING FLIGHT AND RECEIVES A PROMPT AT THE TOP INDICATING WHICH FLIGHT AND FARE WAS SELECTED.
- FLIGHT SUMMARY SIDEBAR GETS UPDATED WITH THE USER'S SELECTION.

Screen Title: RESULTS / RETURN FARE

FA100 05:45 JHB → 0 CPT 07:45 FROM \$300.00

10:30 JHB → CPT 12:30

LITE	STANDARD	BUSINESS
<input checked="" type="checkbox"/> HAND LUGG <input checked="" type="checkbox"/> CHECKED SLD SEP. <input checked="" type="checkbox"/> CHANGE FEE APPLIES <input checked="" type="checkbox"/> FREE REFUND TO WALLET \$300.00	<input checked="" type="checkbox"/> HAND LUGG <input checked="" type="checkbox"/> 1x CHECKED <input checked="" type="checkbox"/> 2x FREE CHANGES <input checked="" type="checkbox"/> PRIORITY BOARDING <input checked="" type="checkbox"/> FREE REFUND TO WALLET \$310.00	<input checked="" type="checkbox"/> HAND LUGG <input checked="" type="checkbox"/> 2x CHECKED <input checked="" type="checkbox"/> SPECIAL EQN <input checked="" type="checkbox"/> UNLIMITED CHANGES <input checked="" type="checkbox"/> PRIORITY BOARDING <input checked="" type="checkbox"/> FREE REFUND \$360.00

FLIGHT SUMMARY
 DEPART 22 MARCH 2022
 FA 200 08:35 CPT → JHB 10:35
 RETURN 30 MARCH 2022
 FARE 1x ADULT \$400.00
 EXTRAS \$0.00
 DEPARTING 1x CHECKED LUGGAGE
 1x REFUND
 1x PRIORITY BOARDING
 TAXES \$30.00
 TOTAL \$430.00

Notes - USER SCROLLS DOWN AND SELECTS RETURN FLIGHT
 - WHEN SELECTED THE ~~FARES~~^{FARE} FLIGHT THE FARE DROPS DOWN.
 - THE FARE WHICH WAS SELECTED PREVIOUSLY IN DEPARTURE WILL BE HIGHLIGHTED TO INDICATE.

Screen Title: RESULTS / ~~SELECTED~~ REVIEW SELECTION

LOGO ① SELECT ② PASSENGERS ③ CUSTOMIZE ④ FINALIZE

REVIEW YOUR FLIGHT SELECTION

DEPARTING FLIGHT
 DEPARTING, 22 MARCH
 08:35 CPT → JHB 10:35 STANDARD FARE \$400.00

RETURNING FLIGHT
 RETURNING, 30 MARCH
 10:30 JHB → CPT 12:30 STD FARE \$310.00

FLIGHT SUMMARY
 DEPART 22 MARCH 2022
 FA 200 08:35 CPT → JHB 10:35
 RETURN 30 MARCH
 FA100 10:30 JHB → CPT 12:30
 FARE 1x ADULT \$710.00
 EXTRAS \$0.00
 DEPARTING 1x CHECKED
 1x REFUND
 1x PRIORITY BOARDING
 RETURN 1x CHECKED
 1x REFUND
 1x PRIORITY
 TAXES \$30.00
 TOTAL \$740.00

← BACK Book FLIGHT

Notes - WHEN BOTH FLIGHTS/FARES HAVE BEEN SELECTED THE USER GETS A REVIEW OF THE SELECTION BEFORE CONTINUING.
 - USER STILL HAS THE OPTION TO EASILY MAKE ADJUSTMENTS.

Screen Title: PASSENGER DETAILS

← → C

LOGO 1. SELECT 2. PASSENGERS 3. CUSTOMIZE 4. FINALIZE

WHO WILL BE TRAVELLING?

ADULT x 1

Following INFO IS IMPORTANT TO ~~ISSUE~~ ISSUE YOUR TICKET.

FIRST NAME	LAST NAME
EMAIL	CONFIRM EMAIL
MOBILE	ID NUMBER

SMS CONFIRMATION
 ~~EMAIL CONFIRMATION~~

← BACK **CONTINUE**

FLIGHT SUMMARY	
DEPART 22 MARCH 2022	FA 200 08:30 CPT > JHB 10:30
RETURN 30 MARCH 2022	FA 100 10:30 CPT > JHB 12:30
FARE 1x ADULT	\$ 710.00
EXTRAS	\$ 0.00
TAXES	\$ 30
TOTAL	\$ 740.00

Notes - USER ASKED TO FILL IN PASSENGER DETAILS.
- INLINE VALIDATION TO SHOW ERRORS IMMEDIATELY WHEN FILLING IN THE INPUTS.

Screen Title: EXTRAS

← → C

LOGO 1. SELECT 2. PASSENGERS 3. CUSTOMIZE 4. FINALIZE

WOULD YOU LIKE TO CUSTOMIZE YOUR TRIP?

SEAT SELECTION **CHOOSE** ADD BAGGAGE **ADD** INSURANCE **ADD**

← **CONTINUE**

FLIGHT SUMMARY	
DEPART 22 MARCH 2022	FA 200 08:30 CPT > JHB 10:30
RETURN 30 MARCH 2022	FA 100 10:30 CPT > JHB 12:30
FARE	\$ 710.00
EXTRAS	^
TAXES	\$ 0.00
TOTAL	\$ 740.00

Notes - BEFORE THE GETS TO THE PAYMENT PAGE, ADDONS OR EXTRAS CAN BE ADDED. SEATS, BAGGAGE, PROTECTION ETC.

Screen Title: PAYMENT / FINAL ITINERARY

Notes - ONE FINAL CHECK TO REASSURE THE USER OF THE SELECTION AND ITINERARY.
- ONLY NOW WILL THE USER BE ABLE TO ADD A PROMO CODE AND SELECT PAYMENT METHOD.

Screen Title: PAYMENT / FINAL ITINERARY

Notes